

# UP11V

*ElettroMagnetic Services*  
SRL

## DIRECTIONAL PANEL

- For point to point connections, broadband design
- Tilttable stainless steel bracket and hardware
- Customization available



stainless steel rear bracket with downtilt

### ELECTRICAL

Frequency	2400 ÷ 2700 MHz
Polarization	linear vertical
VSWR	< 1.5 across band
Gain	15 ÷ 15.5 dBi
Front-to-back ratio	> 27 dB
Half power beamwidth	50° (Az) × 15° (El)
Power rating	10 W cw
Lightning protection	DC grounded

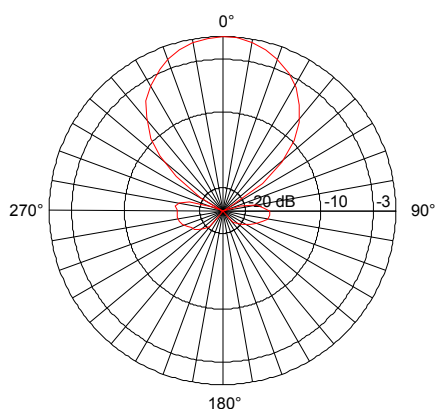
### MECHANICAL

Connector	N-female, 50 Ω
Dimensions	105(W)×445(H)×45(D) mm
Mass	1040 g
Wind loading	6 kg @ 150 km/h
Standard finish	white plastic radome and anod. aluminium reflector

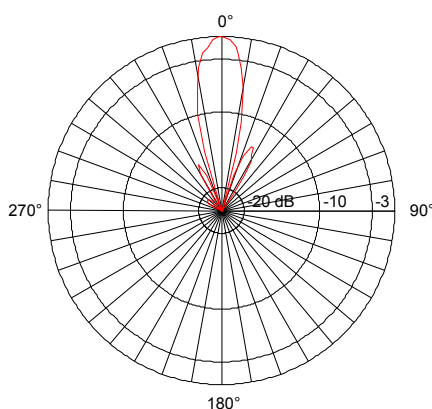
### MOUNTING

Standard interface	tiltable rear bracket
Mast diameter range	40 ÷ 60 mm

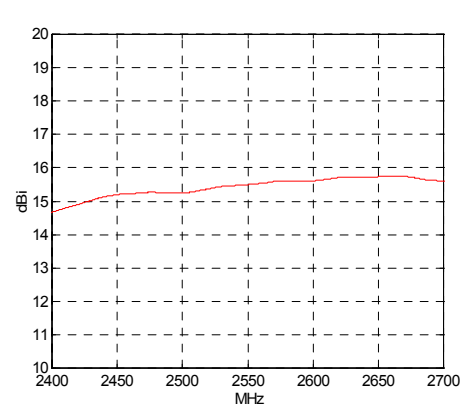
Azimuth pattern



Elevation pattern



Gain



Due to technical improvements, specifications provided in this data sheet may change without notice.  
Whilst every effort is made to ensure an high degree of accuracy to all specifications here reported, no responsibility can be accepted for any errors or omissions.  
Any reproduction, full or partial, of this document and its contents is not allowed without factory authorization.

Since **ElettroMagnetic Services** is specialized in development and production of custom antennas, if you need electrical and/or mechanical modifications of this product to meet a particular application or requirements, please feel free to contact us directly.

### HEADQUARTERS

**ElettroMagnetic Services srl**  
via S. Pertini, 6  
26019 VAILATE (CR) - ITALY  
Tel +39 (0) 363 84086  
Fax +39 (0) 363 341636  
Email [info@elettromagneticservices.com](mailto:info@elettromagneticservices.com)

Issued: 30.01.06  
Updated: 25.10.16